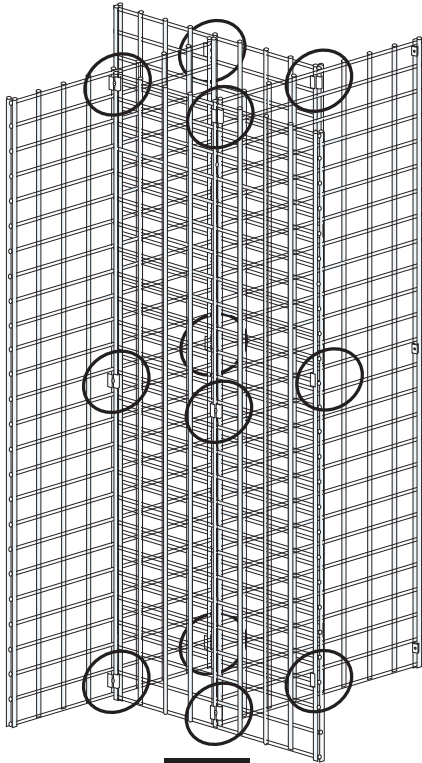
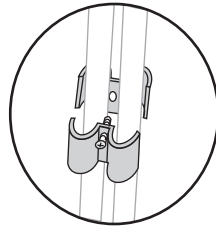


4-WAY GRID TOWER Assembly Instructions



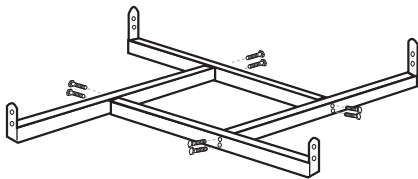
1



Grid Connector

STEP 1

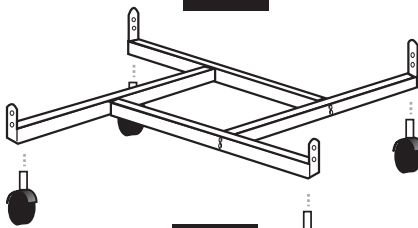
Assemble Grid Panels in pin wheel pattern, using three grid connectors per panel-to-panel connection.



2

STEP 2

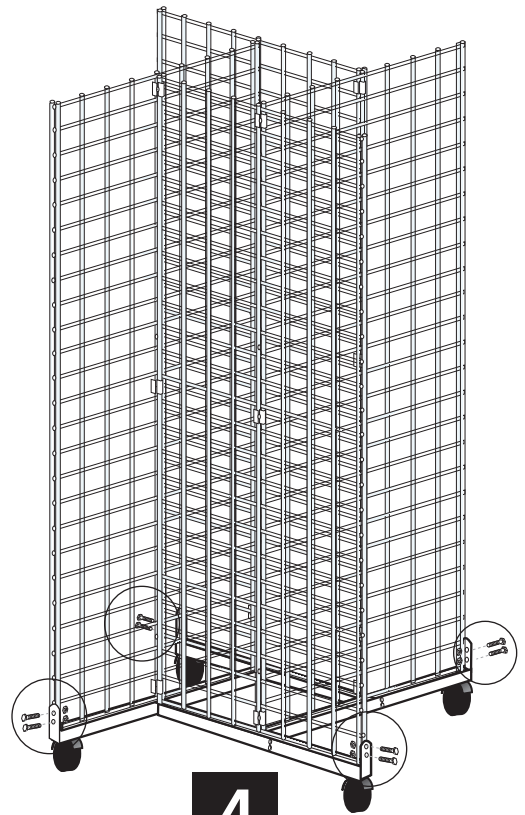
Assemble base in pin wheel pattern, using two bolts per side (bolts screw directly into end of adjoining member.)



3

STEP 3

Assemble casters on base. (Tighten each caster snugly into base to insure caster will not shear off under load.)



4

STEP 4

Place assembled grid panels on base. Fasten panels to base at tabs with eight bolts and nuts.