


ASSEMBLY INSTRUCTIONS MANUAL

#60625 (IVORY) TWIN STEM SIGN HOLDER

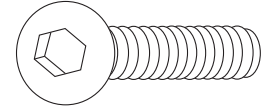


ASSEMBLY INSTRUCTIONS MANUAL

#60625 (IVORY) TWIN STEM SIGN HOLDER

PARTS IN CARTON:

ALLEN WRENCH

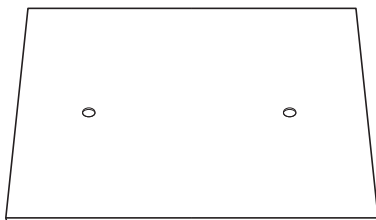



ALLEN WRENCH SCREWS
(2 EACH)



STEMS
(2 EACH)

SIGN HOLDER



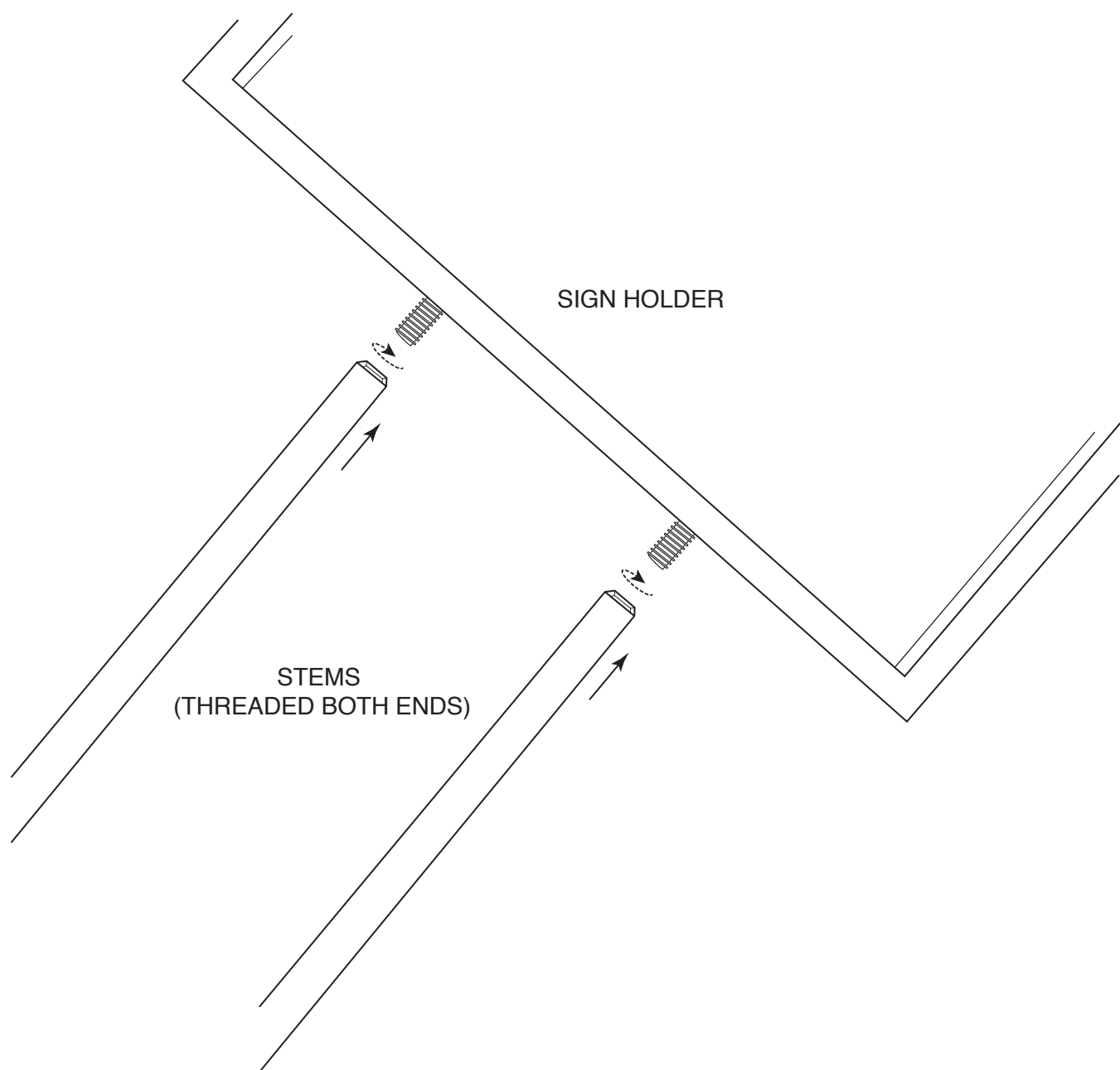
FLOOR BASE

ASSEMBLY INSTRUCTIONS MANUAL

#60625 (IVORY) TWIN STEM SIGN HOLDER

STEP 1

THREAD STEM ONTO SIGN HOLDER (CLOCKWISE) UNTIL TIGHT.
REPEAT FOR OTHER SIDE.



ASSEMBLY INSTRUCTIONS MANUAL

#60625 (IVORY) TWIN STEM SIGN HOLDER

STEP 2

SLIDE ONE ALLEN WRENCH SCREW THROUGH ONE HOLE OF THE FLOOR BASE. ALIGN TO ONE STEM, SCREW INTO STEM UNTIL IT IS SECURE. (TIGHTEN WITH ALLEN WRENCH PROVIDED). REPEAT FOR OTHER SIDE.

THIS COMPLETES THE ASSEMBLY.

