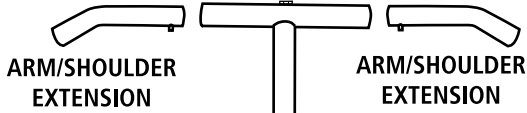
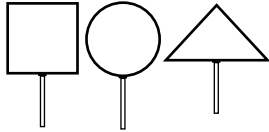




# 70-137 MULTIFORM MANNEQUIN ALTERNATIVE ASSEMBLY INSTRUCTIONS

## INTERCHANGEABLE HEAD-FINIALS



ARM/SHOULDER  
EXTENSION

ARM/SHOULDER  
EXTENSION

TOP UPRIGHT  
w/T-BAR

HEIGHT  
ADJUSTMENT  
COLLAR

PANT/SKIRT BAR

BOTTOM UPRIGHT

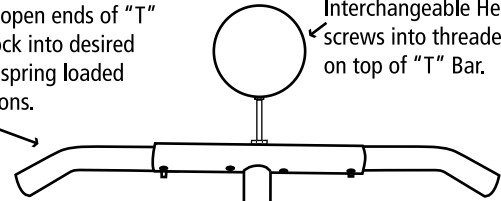
1-1/2" L BOLT

ALLEN WRENCH

BASE

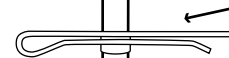
Arm-Shoulder Extensions  
push into open ends of "T"  
bar and lock into desired  
hole with spring loaded  
push-buttons.

Interchangeable Head-Finial  
screws into threaded fitting  
on top of "T" Bar.



## ASSEMBLY

Pant/Skirt Bar slides onto  
upright, can be moved  
up or down and  
tightened into position  
with knob on back.



Height Adjustment Collar  
rests on top of the bottom  
upright with threaded  
adjustment pin fitting into  
hole in side of upright. Raise  
or lower top upright to height  
desired.



Bottom Upright affixes  
to Base with Bolt -  
tighten firmly with Allen  
Wrench provided.

